



District Report Card: 2017


State: Jammu And Kashmir	District: Udhampur
Class: 3	Subject: Mathematics
Schools: 61	Students: 444


Participation/Coverage


Students

<div>GENDER</div> <div></div>	Boys				Girls			
	Number		%		Number		%	
	222		50.00		222		50.00	

<div>AREA</div> <div></div>	Rural				Urban			
	Number		%		Number		%	
	415		93.47		29		6.53	

<div>CATEGORY</div> <div></div>	SC		ST		OBC		GEN	
	Number	%	Number	%	Number	%	Number	%
	148	33.33	85	19.14	22	4.95	189	42.57

<div>CWSN</div> <div></div>	LD	VI	HI	S&LD	ID	Oth
	1	0	0	3	0	4

<div>Management</div> <div></div>	Government			Government-aided		
	Number		%	Number		%
	444		100.00	0		0.00

Average Performance of Students in Mathematics (%)

Overall	Gender		Area		Management		Social Group			
	Male	Female	Rural	Urban	Govt.	Aided	SC	ST	OBC	GEN
62.06	61.53	62.58	61.54	69.43	62.06	0.00	62.34	58.90	67.27	62.65

Performance on Learning Outcomes (LOs)

Learning Outcomes	Description	Average Performance(%)
M301	Reads and writes numbers up to 999 using place value	61.44
M302	Compares numbers up to 999 based on their place values	66.44
M303	Solves simple daily life problems using addition and subtraction of three digit numbers with and without regrouping	53.47
M304	Constructs and uses the multiplication facts (up till 10) in daily life situations	67.34
M305	Analyses and applies an appropriate number operation in the situation/ context	57.88
M306	Explains the meaning of division facts by equal grouping/sharing and finds it by repeated subtraction	58.11
M309	Identifies and makes 2D-shapes by paper folding, paper cutting on the dot grid, using straight lines etc.	77.45
M311	Fills a given region leaving no gaps using a tile of a given shape	34.32
M312	Estimates and measures length and distance using standard units like centimeters or meters & identifies relationships	40.87
M317	Reads the time correctly to the hour using a clock/watch	75.45
M318	Extends patterns in simple shapes and numbers	60.35
M319	Records data using tally marks, represents pictorially and draws conclusions	69.59

Range of Performance of Students who Answered Correctly							
Below 30%		30% - 50%		50% - 75%		Above 75%	
Number	%	Number	%	Number	%	Number	%
70	15.77	57	12.84	164	36.94	153	34.46

Lowest Performing Learning Outcomes (LOs)

- 1 - Fills a given region leaving no gaps using a tile of a given shape (34.32)
- 2 - Estimates and measures length and distance using standard units like centimeters or meters & identifies relationships (40.87)
- 3 - Solves simple daily life problems using addition and subtraction of three digit numbers with and without regrouping (53.47)
- 4 - Analyses and applies an appropriate number operation in the situation/ context (57.88)
- 5 - Explains the meaning of division facts by equal grouping/sharing and finds it by repeated subtraction (58.11)